

**MEDINA COUNTY BUILDING DEPARTMENT
OCTOBER 2017 MONTHLY REPORT**

ESTIMATED CONSTRUCTION COSTS *	OCTOBER '17	OCTOBER '16	
RESIDENTIAL	\$ 17,408,050.00	\$ 12,636,350.00	37.76%
COMMERCIAL	\$ 18,494,935.00	\$ 2,018,500.00	816.27%
TOTAL	\$ 35,902,985.00	\$ 14,654,850.00	144.99%
RESIDENTIAL YEAR-TO-DATE	\$ 132,867,776.00	\$ 109,871,272.00	20.93%
COMMERCIAL YEAR-TO-DATE	\$ 54,365,604.00	\$ 25,249,355.00	115.31%
TOTAL	\$ 187,233,380.00	\$ 135,120,627.00	38.57%

* Estimated Construction Costs include all types of building permits.

AVERAGE CONSTRUCTION COSTS OF NEW HOMES FOR OCTOBER 2017	\$	394,317.00
AVERAGE CONSTRUCTION COSTS OF NEW HOMES YEAR-TO-DATE 2017	\$	307,016.00
AVERAGE CONSTRUCTION COSTS OF NEW HOMES FOR 2016	\$	276,897.00

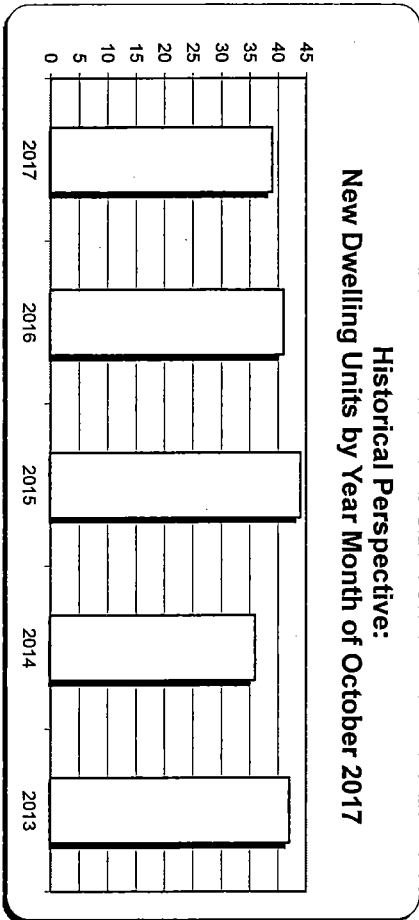
* AVG. BASED ON 1,2,3 UNITS

* AVG BASED ON 1,2,3 UNITS

* AVG BASED ON 1,2,3 UNITS

Average cost of new homes, 2017 v. 2016 Increase 10.88%

	2017	2016	2015	2014	2013
New Dwellings This Month	39	41	44	36	42
New Dwellings End-Of-Year		430	377	338	374



**MEDINA COUNTY BUILDING DEPARTMENT
MONTHLY REPORT FOR OCTOBER 2017**

RESIDENTIAL	OCTOBER '17	# OF PERMITS	OCTOBER '16	# OF PERMITS	% CHANGE
HOUSE	\$ 23,442.78	39	\$ 22,919.70	41	2.28%
ADDITION	\$ 3,478.14	23	\$ 1,862.88	15	86.71%
ACCESSORY	\$ 5,498.31	25	\$ 4,398.03	23	25.02%
REMODEL	\$ 718.23	6	\$ 1,165.14	10	-38.36%
RESIDENTIAL SPRINKLER/ALARM	\$ -		\$ -	0	
HVAC	\$ 14,202.00	88	\$ 12,766.96	75	11.24%
ELECTRICAL	\$ 28,175.88	113	\$ 22,441.95	96	25.55%
OTHER	\$ -		\$ -		
OBBS ASSESSMENT	\$ 801.71		\$ 695.36		15.29%
PLAN REVIEW	\$ 4,600.00		\$ 3,845.00		19.64%
TOTAL RESIDENTIAL	\$ 80,917.05	294	\$ 70,095.02	260	15.44%
COMMERCIAL					
OTHER (Alarms/Hoods/supp.)	\$ 1,497.12	4	\$ 268.80	1	456.96%
BUILDING	\$ 21,083.78	19	\$ 10,791.50	18	95.37%
HVAC	\$ 8,466.25	14	\$ 2,466.45	11	243.26%
SPRINKLER	\$ 198.00	1	\$ 1,488.84	3	-86.70%
ELECTRIC	\$ 5,689.28	17	\$ 15,345.16	15	-62.92%
PLAN REVIEW	\$ -		\$ -		
PROCESSING FEES	\$ 5,536.00		\$ 5,543.00		-0.13%
OBBS ASSESSMENT	\$ 1,274.57		\$ 1,082.52		17.74%
TOTAL COMMERCIAL	\$ 43,745.00	55	\$ 36,986.27	48	18.27%
MISC. RECEIPTS					
CITY OF WADSWORTH CONT. INSPECTIONS	\$ 1,316.00		\$ 1,568.00		-16.07%
200% ADMINISTRATIVE FEES	\$ -		\$ -		
LICENSING	\$ 1,400.00		\$ 1,300.00		7.69%
RESIDENTIAL SPECIAL INSPECTIONS	\$ 90.00	1	\$ 180.00	2	-50.00%
COMMERCIAL SPECIAL INSPECTIONS	\$ 90.00	2	\$ 480.00	2	-81.25%
CODE BOOKS/COPIES	\$ 7.80		\$ 1.10		609.09%
PERMITS LISTS	\$ -		\$ -		
RE-INSPECTION FEES	\$ 75.00		\$ 225.00		-66.67%
OTHER	\$ -		\$ 200.00		-100.00%
TOTAL RECEIPTS	\$ 127,640.85	352	\$ 111,035.39	312	14.96%

* PERCENTAGES WERE DERIVED USING THESE FIGURES



**MEDINA COUNTY BUILDING DEPARTMENT
YEAR-TO-DATE REPORT OCTOBER 2017**

RESIDENTIAL	OCTOBER '17 YTD	# OF PERMITS	OCTOBER '16 YTD	# OF PERMITS	% CHANGE
HOUSE	\$ 217,399.11	388	\$ 197,038.83	361	10.33%
ADDITION	\$ 34,182.54	276	\$ 31,341.51	258	9.06%
ACCESSORY	\$ 29,808.48	147	\$ 33,584.28	169	-11.24%
REMODEL	\$ 9,113.10	71	\$ 11,109.54	79	-17.97%
RESIDENTIAL SPRINKLER/ALARM	\$ -	0	\$ -	0	
HVAC	\$ 132,571.24	756	\$ 137,236.18	795	-3.40%
ELECTRICAL	\$ 235,142.43	961	\$ 223,004.14	890	5.44%
OTHER	\$ 330.00	0	\$ 405.00	0	-18.52%
OBBS ASSESSMENT *(FOR INDUST. UNITS ONLY)	\$ 6,999.77	0	\$ 6,739.72	0	3.86%
PLAN REVIEW	\$ 41,067.50	0	\$ 39,017.83	0	5.25%
TOTAL RESIDENTIAL	\$ 706,614.17	2599	\$ 679,477.03	2552	3.99%
COMMERCIAL					
OTHER	\$ 12,561.50	25	\$ 17,215.34	33	-27.03%
BUILDING	\$ 96,628.07	127	\$ 85,169.03	102	13.45%
HVAC	\$ 45,966.25	97	\$ 46,941.00	116	-2.08%
SPRINKLER	\$ 11,294.49	18	\$ 24,852.06	24	-54.55%
ELECTRIC	\$ 71,299.56	158	\$ 65,927.40	157	8.15%
PLAN REVIEW	\$ -		\$ -		
PROCESSING FEES	\$ 49,435.94		\$ 52,333.00		-5.54%
OBBS ASSESSMENT	\$ 8,691.63	0	\$ 8,820.49		-1.46%
TOTAL COMMERCIAL	\$ 295,877.44	425	\$ 301,258.32	432	-1.79%
MISC. RECEIPTS					
CITY OF WADSWORTH CONT. INSPECTIONS	\$ 14,140.00		\$ 12,684.00		11.48%
200% ADMINISTRATIVE FEES	\$ -		\$ -		
LICENSING	\$ 26,800.00		\$ 32,200.00		-16.77%
RESIDENTIAL SPECIAL INSPECTIONS	\$ 1,800.00	20	\$ 2,520.00	30	-28.57%
COMMERCIAL SPECIAL INSPECTIONS	\$ 2,610.00	32	\$ 2,700.00	20	-3.33%
CODE BOOKS	\$ 36.46		\$ 30.90		17.99%
PERMIT LISTS	\$ 114.00		\$ 90.00		26.67%
RE-INSPECTION FEES	\$ 1,275.00		\$ 975.00		30.77%
OTHER	\$ 1,720.00		\$ 2,020.00		-14.85%
TOTAL RECEIPTS	\$ 1,050,987.07	3076	\$ 1,033,955.25	3034	1.65%

* PERCENTAGES WERE DERIVED USING THESE FIGURES

RESIDENTIAL PERMITS ISSUED BY TOWNSHIPS AND VILLAGES OCTOBER 2017

TOWNSHIP	HOUSE		ADDITION		ACCESSORY		REMODEL		HVAC		ELECTRICAL		TOTAL		
	OCT	YTD	OCT	YTD	OCT	YTD	OCT	YTD	OCT	YTD	OCT	YTD	OCT	YTD	
BRUNSWICK HILLS	1	15	3	19	0	5	0	5	7	9	64	6	55	19	165
CHATHAM	0	7	0	4	1	3	0	2	2	2	13	2	12	5	41
GRANGER	1	13	1	23	2	16	0	3	3	5	44	4	47	13	146
GUILFORD	0	4	2	8	1	8	1	3	3	2	21	2	31	8	75
HARRISVILLE	1	4	0	2	1	5	0	2	2	1	5	2	10	5	28
HINCKLEY	3	22	2	30	4	15	1	7	7	7	59	9	81	26	214
HOMER	0	1	0	0	0	0	0	0	0	0	2	0	4	0	7
LAFAYETTE	5	44	2	20	0	4	0	1	8	8	64	13	98	28	231
LITCHFIELD	0	3	1	10	3	10	0	1	1	1	12	5	19	10	55
LIVERPOOL	4	41	0	19	4	16	0	3	7	7	58	13	94	28	231
MEDINA	4	44	1	26	1	8	0	10	8	8	90	6	86	20	264
MONTVILLE	9	87	6	59	0	4	2	15	16	148	20	170	53	483	
SHARON	4	27	1	10	2	17	0	6	6	53	8	73	21	186	
SPENCER	0	1	0	2	2	6	0	0	0	2	2	0	5	2	16
WADSWORTH	1	8	1	5	0	10	0	2	2	2	17	7	32	11	74
WESTFIELD	2	5	1	9	1	5	0	3	2	2	11	4	16	10	49
YORK	3	33	2	15	2	10	0	1	6	6	44	4	56	17	159
SEVILLE VILLAGE	0	19	0	4	0	0	0	1	1	1	27	1	34	2	85
SPENCER VILLAGE	0	0	0	0	0	0	0	0	0	0	0	0	0	0	2
LODI VILLAGE	0	0	0	2	1	2	2	2	0	0	4	3	6	6	16
WESTFIELD CENTER	0	8	0	1	0	0	0	0	0	5	12	2	20	7	41
CHIPPEWA LAKE	1	2	0	5	0	2	0	1	0	0	5	2	9	3	24
GLORIA GLENS	0	0	0	3	0	0	0	0	0	0	1	0	3	0	7
TOTAL PERMITS ISSUED	39	388	23	276	25	147	6	71	88	756	113	961	294	2599	



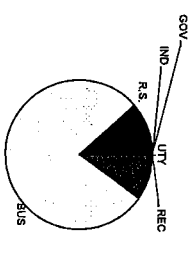
COMMERCIAL PERMITS ISSUED OCTOBER 2017*

TOWNSHIPS	Permit Qty	
	OCTOBER	Year To Date
BRUNSWICK HILLS	1	7
CHATHAM	0	0
GRANGER	0	10
GUILFORD	0	0
HARRISVILLE	1	4
HINCKLEY	2	10
HOMER	0	0
LAFAYETTE	1	4
LITCHFIELD	0	1
LIVERPOOL	1	6
MEDINA	5	20
MONTVILLE	1	12
SHARON	1	7
SPENCER	0	0
WADSWORTH	1	2
WESTFIELD	0	3
YORK	0	3
TOTAL VILLAGES	14	89
CHIPPEWA LAKE	0	0
GLORIA GLENS	0	0
LODI VILLAGE	1	10
SEVILLE VILLAGE	0	4
SPENCER VILLAGE	0	0
WESTFIELD CENTER	0	3
TOTAL CITIES	1	17
WADSWORTH CITY	3	35
TOTAL COMMERCIAL BUILDING PERMITS	18	141

* INCLUDES BUILDING PERMITS FOR NEW CONSTRUCTION, REMODEL, ALTERATIONS, ADDITIONS, CHANGE OF USE, CHANGE OF TENANT, SPECIAL INSPECTIONS ETC.

Commercial Permits Issued October 2017

CONTRACTOR	CATEGORY	PROJECT DESCRIPTION	USE	PLAN TYPE	VALUE	TOWNSHIP
PRIDE ONE CONSTRUCTION	HLTH	COMMERCIAL NEW CONSTRUCTION	R2/5B	VILLAGE OF SAINT EDWARD ASSISTED LIVING	\$15,000,000	WADSWORTH
DOWN'S CONSTRUCTION	BUS	COMMERCIAL REMODEL	R2/5B	TENANT ALTERATIONS FOR ASIAN SUN	\$75,000	MONTVILLE
LEWIS DEVELOPMENT	REM	COMMERCIAL REMODEL	R3/5B	FIRE REPAIR OF ROOF TRUSS SYSTEM	\$100,000	BRUNSWICK HILLS
POWERSHOUSE RETAIL SERVICES	BUS	COMMERCIAL REMODEL	M/2B	ONLINE GROCERY PICKUP FOR WALMART	\$43,381	WADSWORTH CITY
VINERSBURG BUILDERS	BUS	COMMERCIAL REMODEL	R2/5A	ROOF PARAPET FOR HAMPTON INN MEDINA	\$500,000	MEDINA
BEN MILLER CONSTRUCTION	GOV	COMMERCIAL NEW CONSTRUCTION	U/5B	NEW PAVILLION FOR LODI AMERICAN LEGION	\$7,000	LODI VILLAGE
TRAVEL CORPORATION	BUS	COMMERCIAL REMODEL	M/3B	TENANT ALTERATIONS FOR COSMO PROF	\$75,000	MEDINA
DRY INCORPORATED	BUS	COMMERCIAL REMODEL	B/2B	INTERIOR ALTERATIONS FOR PRECISION COMPACTON SERVICES	\$3,000	HINCKLEY
A & B TENI RENTAL	GOV	COMMERCIAL SPECIAL INSPECTION	A3/5B	SPECIAL TENT INSPECTION FOR MEDINA COUNTY PARKS PIONEERS IN THE PARK	\$0	LAFAYETTE
M & M ELECTRICAL CONTRACTORS	SCH	COMMERCIAL SPECIAL INSPECTION	A3/5B	SPECIAL INSPECTION FOR SMOKE DETECTORS IN ELEVATOR AT FRESHWATER CHURCH	\$0	WADSWORTH
CAMPBELL CONSTRUCTION	BUS	COMMERCIAL ADDITIONS	F2/2B	ADDITION TO NORTHLAKE STEEL, INC	\$119,000	LIVERPOOL
FARNSWORTH CONSTRUCTION	BUS	COMMERCIAL REMODEL	B/5B	TENANT ALTERATIONS FOR EDDIE BAUER OUTLET	\$75,000	WADSWORTH CITY
JANN CONSTRUCTION LTD	BUS	COMMERCIAL REMODEL	M/2B	TENANT ALTERATIONS FOR ROOTS YOGA STUDIO	\$200,000	HARRISVILLE
SIMMONS BROTHERS CONSTRUCTION	BUS	COMMERCIAL ADDITIONS	F2/2B	ADDITION TO MEDINA GLASS CO	\$113,534	MEDINA
MEDINA CREATIVE HOUSING INC	BUS	COMMERCIAL REMODEL	B/5B	TENANT ALTERATIONS FOR MEDINA CREATIVE CAFE	\$80,000	MEDINA
PRIDE ONE CONSTRUCTION	REM	COMMERCIAL NEW CONSTRUCTION	R2/5B	4 ATTACHED SINGLE FAMILY DWELLING UNITS	\$248,000	WADSWORTH CITY
A T HANDMAN & REMODELING	BUS	COMMERCIAL REMODEL	B/5B	TENANT ALTERATIONS FOR PRECISION DENTAL	\$190,000	HINCKLEY
COASTAL QUALTY CONSTRUCTION INC	BUS	COMMERCIAL REMODEL	B/5B	TENANT ALTERATIONS FOR TAKE 5 OIL CHANGE	\$20,000	MEDINA
CLASSICAL CONSTRUCTION LLC	SCH	COMMERCIAL ADDITIONS	A3/5B	INTERIOR ALTERATIONS AND ADDITION TO SHARON CENTER UNITED METHODIST CHURCH	\$100,000	SHARON
TURNER CONSTRUCTION COMPANY	BUS	COMMERCIAL ADDITIONS	A3/5B	NEW CHILLER BUILDING FOR WESTFIELD COMPANIES	\$800,000	WESTFIELD CENTER VILLAGE
BRILLIANT ELECTRIC SIGN CO	BUS	COMMERCIAL SIGNS	U/5B	10 GROUND SIGNS AND 8 WALL SIGNS FOR WADSWORTH RITTMAN HOSPITAL	\$56,000	WADSWORTH CITY
A-ASSEMBLY					\$18,494,935	
B-BUSINESS						
E-EDUCATION						
F-FACTORY/INDUSTRIAL						
H-HIGH HAZARD						
I-INSTITUTIONAL						
M-MERCHANDANTILE						
R-RESIDENTIAL						
S-STORAGE						
U-UTILTY/MISCELLANEOUS						



KEY

HLTH - Health Care
 REC - Recreation
 REM - MULTIFAMILY 4 OR MORE UNITS
 BUS - BUSINESS/SERVICES, RESTAURANT, RETAIL
 R.S. - RENTAL STORAGE
 SCH - SCHOOLS & CHURCHES
 IND - INDUSTRIAL
 GOV - GOVERNMENT
 UTY - UTILITY CO.

Category	Value
HLTH	\$15,000,000
REC	\$0
REM	\$348,000
BUS	\$2,739,935
R.S.	\$0
SCH	\$400,000
IND	\$0
GOV	\$7,000
UTY	\$0
Total	\$18,494,935